



INDIRA GANDHI DELHI TECHNICAL UNIVERSITY FOR WOMEN

(Established by Govt. of Delhi vide Act 09 of 2012)

Kashmere Gate, Delhi-110006

ACADEMIC BRANCH

F.No. IGDTUW/Acad./Notice/2021-22/ 54


10th August, 2021

NOTICE FOR ODD SEMESTER REGISTRATION

All the students of IGDTUW of 3rd semester (B.Tech./B.Arch.) and newly admitted students of M.Tech./M.Plan./MCA/Ph.D in 2021-22 for 1st Semester are required to do online Subject Registration for Odd Semester on IGDTUW e-portal from **11th August, 2021 to 17th August, 2021** on <https://igdtuw.in/IGDTUW>


The newly admitted students in 2021-22 of M.Tech./M.Plan./MCA/Ph.D are also required to complete their profile updation.

User manuals for old as well as newly admitted students for online Registration are given below for assistance. In case of any further issue the students can send an e-mail to noreply.igdtuw@gmail.com & cc to academics@igdtuw.ac.in with the subject as semester_Name_Enroll.No.


10-08-2021
Consultant (Academics)

Copy to:-

1. PS to Hon'ble Vice-Chancellor, IGDTUW
2. PA to Registrar, IGDTUW
3. Dean (Academic Affairs), IGDTUW
4. All HoD(s) (CSE/CSAI/ECE/IT/MAE/A&P/ASH), IGDTUW
5. Incharge (Web Server)/System Analyst with the request to upload on the University website.


10-08-2021
Consultant (Academics)



Indra Gandhi Delhi Technical University for Women

User Manual for Students.

Student Profile Update, Semester Registration,



Submitted By

CampusEAI

It feels great to be the wind beneath the wings of one of the top ranking Emerging Engineering Institutes of Technology in India. [Read More](#)

Multiple job offers have been made to B.Tech, MCA and M.Tech students of IGDTUW passing out every year. Many prestigious companies have visited the campus till date like Microsoft, SNAPDEAL, General Motors, AMAZON, Mckinsey, Cisco, SAP Labs, Honeywell, Ericsson, Maruti Suzuki, Mahindra and Mahindra, Fluor Daniel, Sabre Holdings etc. for placements and internships. [Read More...](#)

IGDTUW has secured 2nd rank in the award ceremony of ARIIA Rankings 2020

IGDTUW has ranked 21st and 77th in WURI Rankings 2020

IGDTUW has been conferred the award of E LEAD INSTITUTE for E learning Excellence for Academic Digitization by QS I QUAGE

IGDTUW received Mrs. Rahatun Nesa Ali Memorial ISTE National Award for Best Women

Latest News & Links for Learning

[University Student Information System](#)

Forthcoming/Recent Event @ IGDTUW

Link to Open Student Portal for Registration.

URL: <https://igdtuw.in/IGDTUW>

Step 1: On Login Screen:

Student has to enter the User Name: Student Enrolment no and Password.

igdtuw.in/IGDTUW/login

Indira Gandhi Delhi Technical University for Women (IGDTUW)
Cloud Based University Student Information System
Kashmere Gate, Delhi - 110006
(An ISO 9001:2015 Certified University)

[New user register here](#)

User name

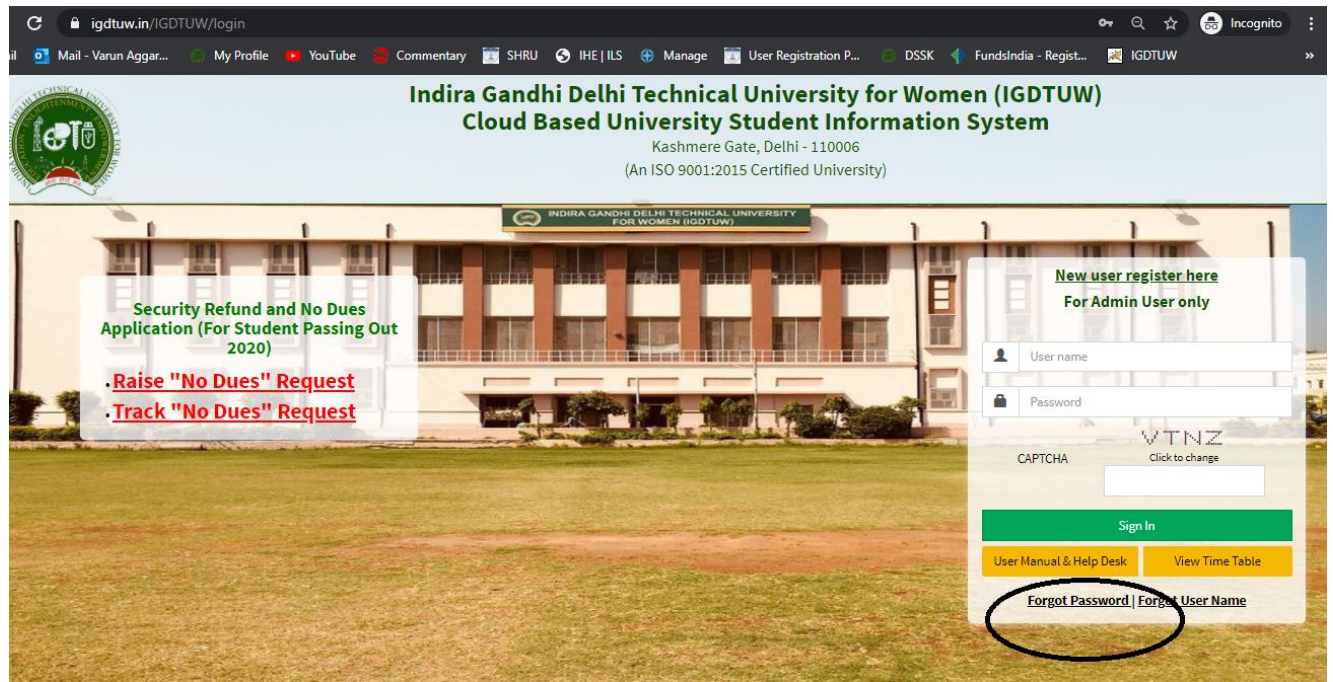
Password

CAPTCHA

Sign In

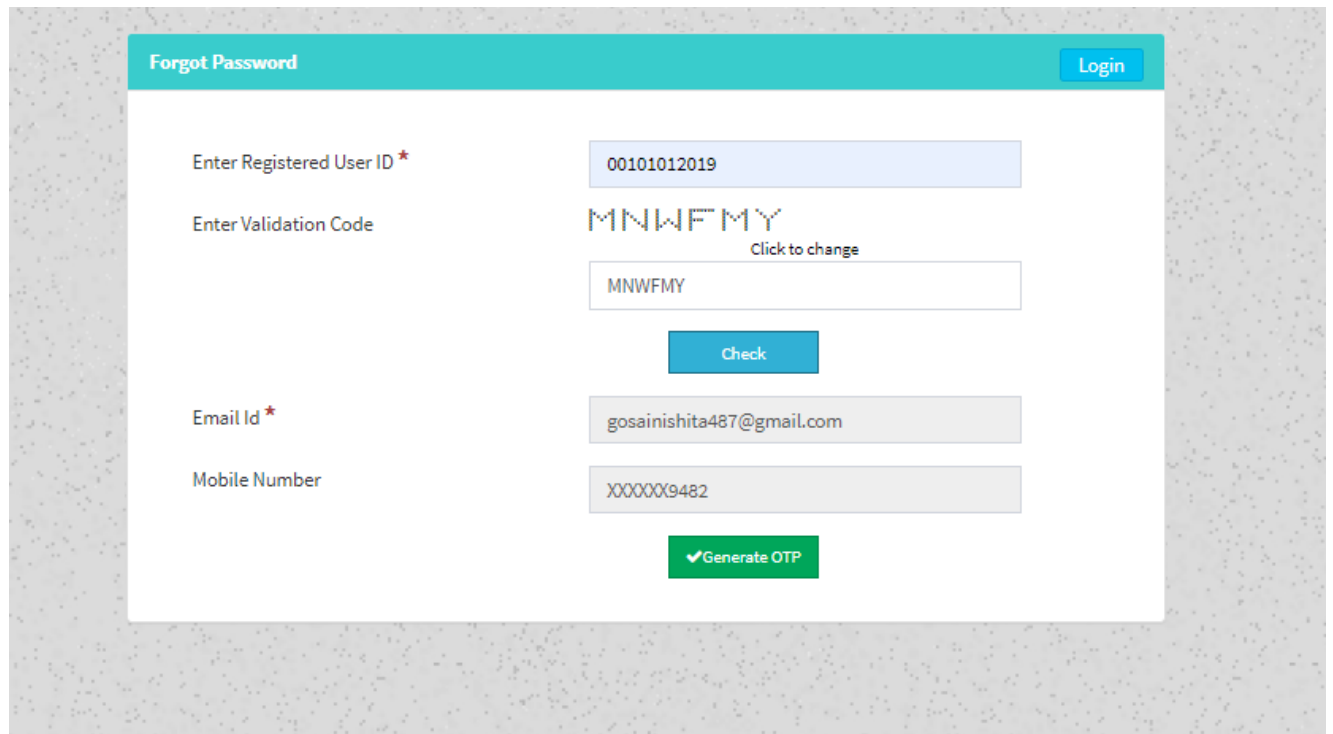
[Forgot Password](#) | [Forgot User Name](#)

Step 2: In Case Student Forgot Password: SO use this Process



The screenshot shows the login page for the Indira Gandhi Delhi Technical University for Women (IGDTUW) Cloud Based University Student Information System. The page features a navigation bar with the university's name and address. A central banner displays a building image. On the left, there is a notification about a security refund and no dues application. On the right, a login form is visible with fields for 'User name' and 'Password', a CAPTCHA field, and a 'Sign In' button. Below the login form, there are links for 'User Manual & Help Desk', 'View Time Table', and 'Forgot Password | Forget User Name', with the latter link circled in black.

**Enter your Enrolment no and Validation code and click on check button.
It will show you the Email id and your Mobile no.**



The screenshot shows the 'Forgot Password' form. The form has a teal header with the title 'Forgot Password' and a 'Login' button. The form contains the following fields and buttons:

- Enter Registered User ID ***: Input field containing '00101012019'.
- Enter Validation Code**: Input field containing 'MNWFMY'. Below the input field is a 'Click to change' link.
- Check**: A teal button.
- Email Id ***: Input field containing 'gosainishita487@gmail.com'.
- Mobile Number**: Input field containing 'XXXXXX9482'.
- Generate OTP**: A green button with a checkmark icon.

If Email id/ Mobile no is not correct or it is showing Blank Field. Please Mail to academics@igdtuw.ac.in

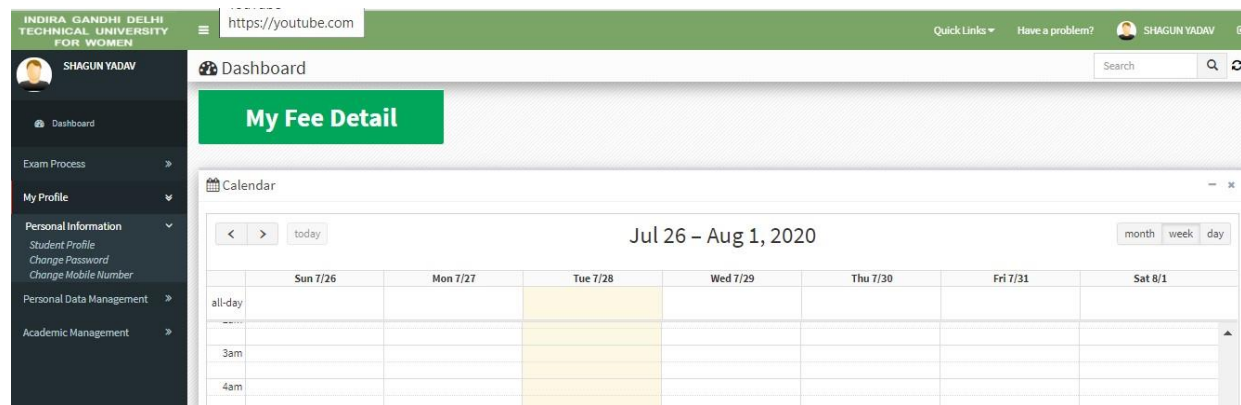
In Subject : Change of Email and Mobile No for Enrolment no. -00101012020.

HELP DESK

For any Non-Technical issue please contact: academics@igdtuw.ac.in

Step 3: In Student Profile:

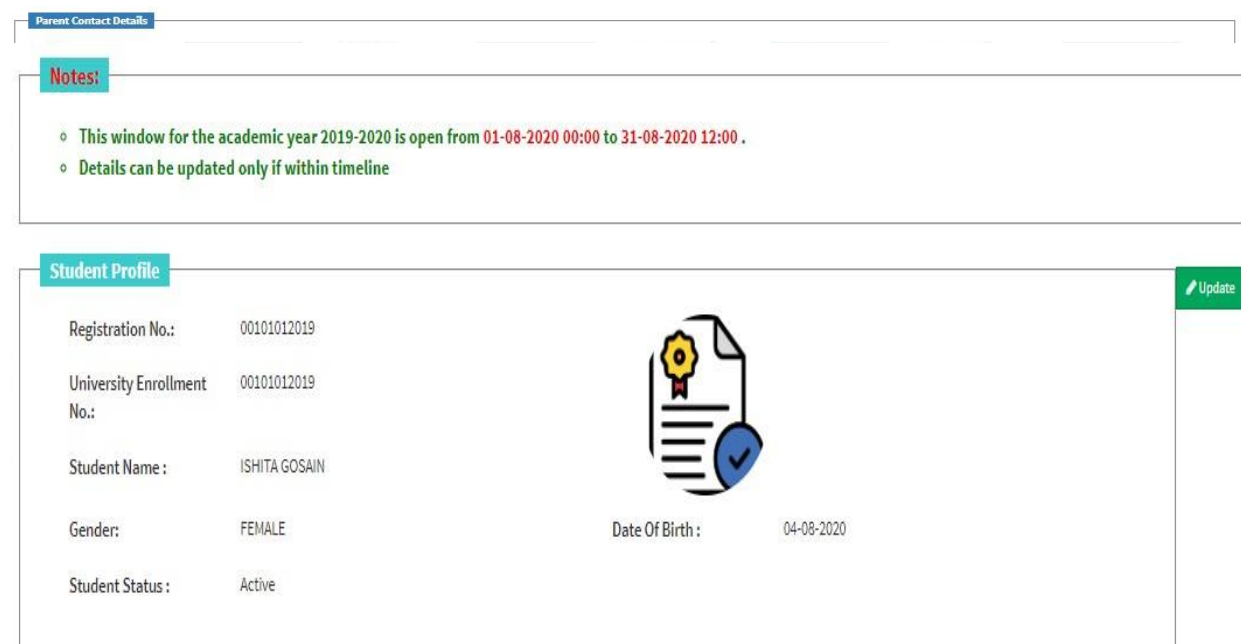
After changing the password, Student will be able to update her Profile, Password and Mobile Number.



The screenshot shows the student portal interface. The top navigation bar includes the university name 'INDIRA GANDHI DELHI TECHNICAL UNIVERSITY FOR WOMEN', the user's name 'SHAGUN YADAV', and a search bar. The main content area is titled 'My Fee Detail' and features a calendar for the period 'Jul 26 - Aug 1, 2020'. The calendar shows a yellow highlight for Tuesday, July 28th, from 3am to 4am. The left sidebar contains navigation options: Dashboard, Exam Process, My Profile, Personal Information, Personal Data Management, and Academic Management.

Step 4: Profile Update: Student has to fill all the details in the Portal.

For updating the profile, press the Update button. Complete profile page will appear. Make the necessary updates on the profile. (* : fields are mandatory). After filling up the information, the Student have to click the SUBMIT button. This step updates the student's profile.



The screenshot displays two sections of the student profile page. The top section is titled 'Parent Contact Details' and contains a 'Notes' box with the following information:

- This window for the academic year 2019-2020 is open from 01-08-2020 00:00 to 31-08-2020 12:00 .
- Details can be updated only if within timeline

The bottom section is titled 'Student Profile' and shows the following details:

Registration No.:	00101012019
University Enrollment No.:	00101012019
Student Name :	ISHITA GOSAIN
Gender:	FEMALE
Student Status :	Active
Date Of Birth :	04-08-2020

An 'Update' button is visible in the top right corner of the Student Profile section. A document icon with a checkmark is also present next to the Date Of Birth field.



Personal Details

Upload Profile Pic	<input type="text" value="download.png"/> <input type="button" value="Browse..."/>		
Student Name	<input type="text" value="RIYA VERMA"/>	Enrollment No	<input type="text" value="07701022019"/>
Joining Date	<input type="text"/>	Date Of Birth	<input type="text" value="05-12-2000"/>
Gender	<input type="text" value="FEMALE"/>	Branch	<input type="text" value="ECE*"/>
Programme	<input type="text" value="BACHELOR OF TECHNOLOGY"/>	Student Current Status	<input type="text" value="Active"/>
Specialization (Applicable For PG Only)	<input type="text"/>	Branch	<input type="text" value="ECE*"/>
Batch	<input type="text" value="2019"/>	Student Current Status	<input type="text" value="Active"/>
Programme	<input type="text" value="BACHELOR OF TECHNOLOGY"/>	Religion	<input type="text" value="Hinduism"/>
Specialization (Applicable For PG Only)	<input type="text"/>	Sub Category	<input type="text" value="PwD"/>
Batch	<input type="text" value="2019"/>	Adhaar Number	<input type="text" value="123456789012"/>
Nationality	<input type="text" value="India"/>	Marital Status	<input type="text" value="Single"/>
Category	<input type="text" value="Other Backward Classes(OBC)"/>	Are You Receiving Any Scholarship/Fellowship/Award?	<input type="radio"/> No <input checked="" type="radio"/> Yes
Mother Tongue	<input type="text" value="Hindi"/>	Amount (If Applicable)	<input type="text" value="0.0"/>
Personal Identification Mark	<input type="text" value="mole on right hand"/>		
Region	<input type="text" value="Delhi"/>		
Name Of The Scholarship/Fellowship/Award	<input type="text"/>		

Permanent Address

Permanent Address * City *

Country * State *

Pin Code *

Upload Address Proof Uploaded File(s)

Correspondence Address

Correspondence Address * City *

Country State

Pin Code

Declaration

I hereby declare that I have reviewed all of the details furnished above and updated them , if required, so that they are true to the best of my knowledge and belief. I undertake to inform IGDТУW of any changes therein, immediately.

Step 5: Semester Registration:

After updating the profile, the student will be able to register herself by filing up the Student Semester Registration form.

Go to

Academic Management → Semester Registration → Student Semester Registration.

Here, the Student has to select the required subjects from the drop down list (such as DCC and AMC). After submission of subjects, total number of credits will be updated and the same can be observed in Applied Credits field.

Student Semester Registration Academic Management > Semester Registration > Student Semester Registration

You are accessing this page as role » Student

Enrollment No. : 00109152020 Programme : M.B.A.
 Academic Session : 2020-2021 Branch : MGMT*
 Applied Credits : 0

Show 10 entries Search:

S. No.	Subject Code/Subject Name	Category	Credits	Semester	Status
1	MMS 101 (Management Process and Organizational Behavior) LTP [4 - 0 - 0]	DCC	4.0	1	PENDING
2	MMS 103 (Financial Accounting and Cost Accounting) LTP [3 - 1 - 0]	DCC	4.0	1	PENDING
3	MMS 105 (Marketing Management) LTP [4 - 0 - 0]	DCC	4.0	1	PENDING
4	AMC 109 (Managerial Economics) LTP [4 - 0 - 0]	AMC	4.0	1	PENDING
5	MMS 107 (Decision Sciences) LTP [3 - 1 - 0]	DCC	4.0	1	PENDING
6	MMS 109 (Legal Aspects of Management) LTP [4 - 0 - 0]	DCC	4.0	1	PENDING
7	AMC 401 (Business Communication) LTP [4 - 0 - 0]	AMC	4.0	1	PENDING
8	AMC 403 (Data Analysis Lab) LTP [0 - 0 - 2]	AMC	2.0	1	PENDING

Showing 1 to 8 of 8 entries Previous 1 Next

In Case student fill the Wrong Optional Paper so there is a reset Option to Reset the Subject and Student can submit the same.

Show 10 entries Search:

S. No.	Subject Code/Subject Name	Category	Credits	Semester	Status
1	BCS 304 (Compiler Design) LTP [4 - 0 - 0]	C2	4.0	6	SUBMITTED
2	BCS 306 (Network Programming) LTP [4 - 0 - 0]	C3	4.0	6	SUBMITTED
3	BCS 308 (Cloud Computing) LTP [4 - 0 - 0]	C4	4.0	6	SUBMITTED
4	BIT 310 (Artificial Intelligence) LTP [4 - 0 - 0]	C5	4.0	6	SUBMITTED
5	BA5 312 (Engineering Economics) LTP [3 - 0 - 0]	C6	3.0	6	SUBMITTED
6	BCS 354 (Compiler Design Lab) LTP [0 - 0 - 2]	C8	1.0	6	SUBMITTED
7	BCS 356 (Network Programming Lab) LTP [0 - 0 - 2]	C9	1.0	6	SUBMITTED
8	BCS 358 (Cloud Computing Lab) LTP [0 - 0 - 2]	C10	1.0	6	SUBMITTED
9	BIT 360 (Artificial Intelligence Lab) LTP [0 - 0 - 2]	C11	1.0	6	SUBMITTED
10	BCS 302 (Mobile Architecture & Programming) LTP [1 - 0 - 0]	C1	4.0	6	SUBMITTED

Showing 1 to 10 of 11 entries Previous **1** 2 Next



Indra Gandhi Delhi Technical University for Women

User Manual for Students.

Student Profile Update, Semester Registration,



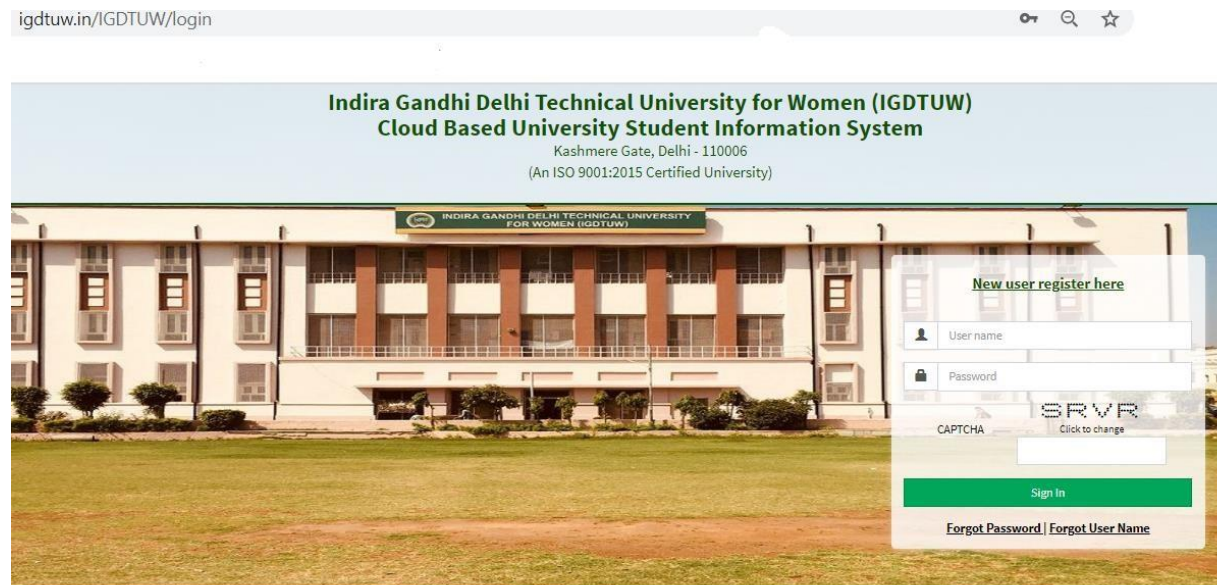
Submitted By

CampusEAI

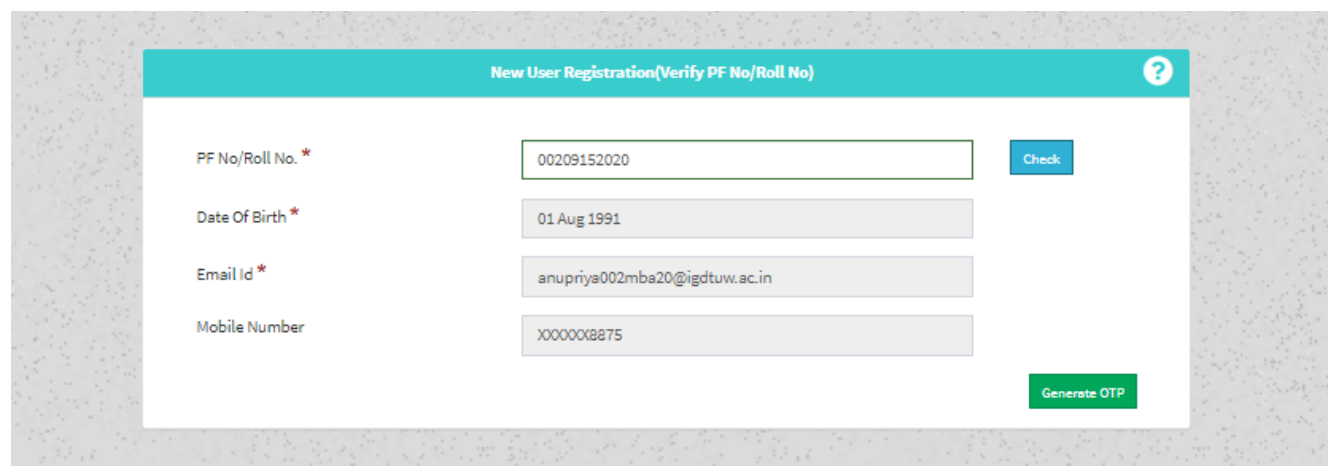
URL: <https://igdtuw.in/IGDTUW>

Step 1: On Login Screen:

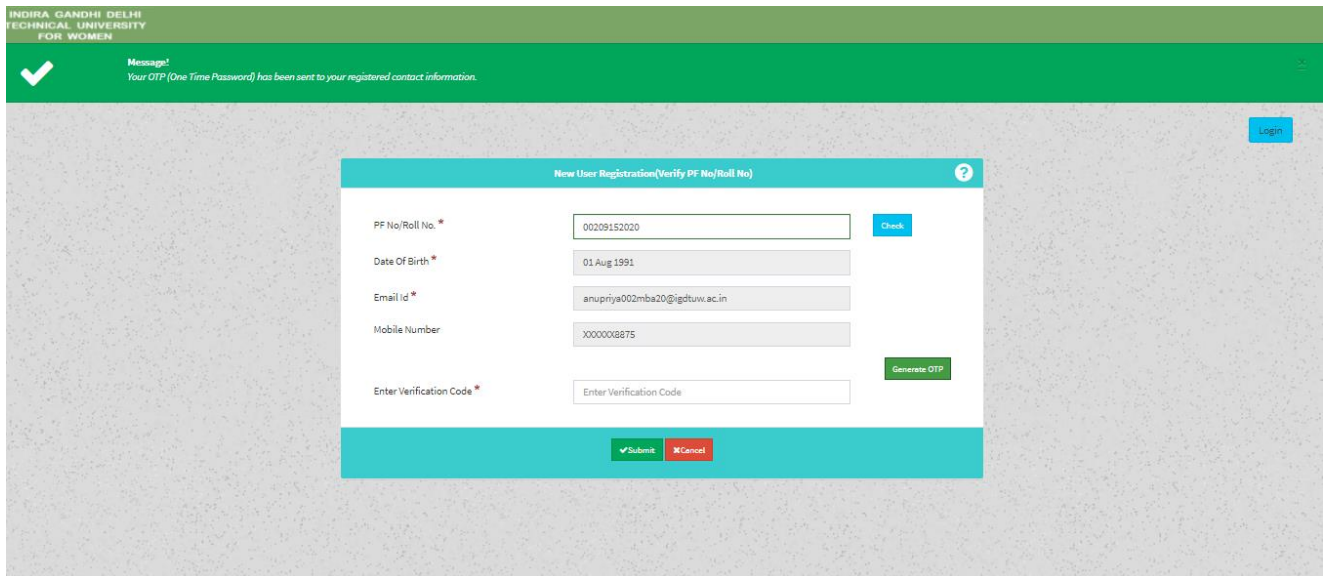
Student has click on the New User Registration.



B) Enter the Enrolment no and click on Check. So User details will come on the screen. Then Click the Generate OTP Link.



C) Student will get the OTP on the email id. Enter the OTP on this screen.



INDIRA GANDHI DELHI TECHNICAL UNIVERSITY FOR WOMEN

Message! Your OTP (One Time Password) has been sent to your registered contact information.

New User Registration(Verify PF No/Roll No)

PF No/Roll No. * 00209152020 Check

Date Of Birth * 01 Aug 1991

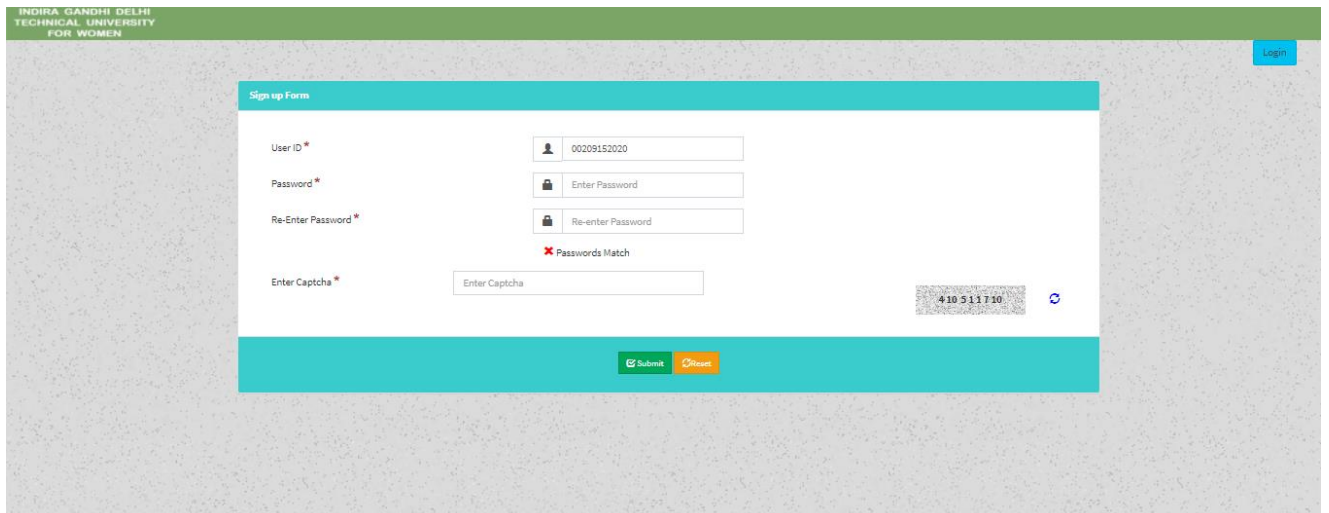
Email id * anupriya002mba20@gdtuw.ac.in

Mobile Number XXXXXX8875 Generate OTP

Enter Verification Code * Enter Verification Code

Submit Cancel

Step 2 : Student has to enter the password and Re-enter the new password, along with CAPTCHA. This step assists student in creation of a new and strong password.



INDIRA GANDHI DELHI TECHNICAL UNIVERSITY FOR WOMEN

Sign up Form

User ID * 00209152020

Password * Enter Password

Re-Enter Password * Re-enter Password

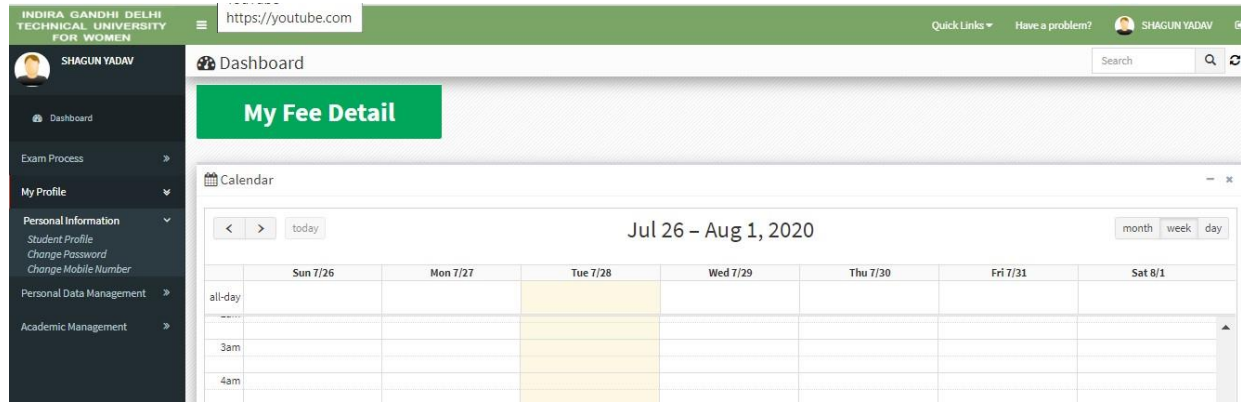
Passwords Match

Enter Captcha * Enter Captcha 410 511710

Submit Cancel

Step 3: In Student Profile:

After changing the password, Student will be able to update her Profile, Password and Mobile Number.



Step 4: Profile Update: Student has to fill all the details in the Portal.

For updating the profile, press the Update button. Complete profile page will appear. Make the necessary updates on the profile. (* : fields are mandatory). After filling up the information, the Student have to click the SUBMIT button. This step updates the student's profile.

Parent Contact Details

Notes:

- ◊ This window for the academic year 2019-2020 is open from 01-08-2020 00:00 to 31-08-2020 12:00 .
- ◊ Details can be updated only if within timeline

Student Profile

Registration No.:	00101012019
University Enrollment No.:	00101012019
Student Name :	ISHITA GOSAIN
Gender:	FEMALE
Student Status :	Active

Date Of Birth : 04-08-2020

Update



Personal Details

Upload Profile Pic	<input type="text" value="download.png"/> Browse...		
Student Name	<input type="text" value="RIYA VERMA"/>		
Joining Date	<input type="text"/>	Date Of Birth	<input type="text" value="05-12-2000"/>
Gender	<input type="text" value="FEMALE"/>	Branch	<input type="text" value="ECE*"/>
Programme	<input type="text" value="BACHELOR OF TECHNOLOGY"/>	Student Current Status	<input type="text" value="Active"/>
Specialization (Applicable For PG Only)	<input type="text"/>	Branch	<input type="text" value="ECE*"/>
Batch	<input type="text" value="2019"/>	Student Current Status	<input type="text" value="Active"/>
Programme	<input type="text" value="BACHELOR OF TECHNOLOGY"/>	Religion	<input type="text" value="Hinduism"/>
Specialization (Applicable For PG Only)	<input type="text"/>	Sub Category	<input type="text" value="PwD"/>
Batch	<input type="text" value="2019"/>	Adhaar Number	<input type="text" value="123456789012"/>
Nationality	<input type="text" value="India"/>	Marital Status	<input type="text" value="Single"/>
Category	<input type="text" value="Other Backward Classes(OBC)"/>	Are You Receiving Any Scholarship/Fellowship/Award?	<input type="radio"/> No <input checked="" type="radio"/> Yes
Mother Tongue	<input type="text" value="Hindi"/>	Amount (If Applicable)	<input type="text" value="0.0"/>
Personal Identification Mark	<input type="text" value="mole on right hand"/>		
Region	<input type="text" value="Delhi"/>		
Name Of The Scholarship/Fellowship/Award	<input type="text"/>		

Permanent Address

Permanent Address *	<input type="text" value="RB-116, RBI Colony, Sector-6, RK Puram"/>	City *	<input type="text" value="Delhi"/>
Country *	<input type="text" value="India"/>	State *	<input type="text" value="Delhi (UT)"/>
Pin Code *	<input type="text" value="110022"/>	Uploaded File(s)	<input type="text" value="Select Some Options"/>
Upload Address Proof	Upload File(s)		

Correspondence Address

Correspondence Address *	<input type="text" value="RB-116, RBI Colony, Sector-6, RK Puram"/>	City *	<input type="text" value="Delhi"/>
Country	<input type="text" value="India"/>	State	<input type="text" value="Delhi (UT)"/>
Pin Code	<input type="text" value="110022"/>		

Declaration

I hereby declare that I have reviewed all of the details furnished above and updated them, if required, so that they are true to the best of my knowledge and belief. I undertake to inform IGDUTW of any changes therein, immediately.

[Submit](#) [Reset](#) [Cancel](#)

Step 5: Semester Registration:

After updating the profile, the student will be able to register herself by filing up the Student Semester Registration form.

Go to

Academic Management → Semester Registration → Student Semester Registration.

Here, the Student has to select the required subjects from the drop down list (such as DCC and AMC). After submission of subjects, total number of credits will be updated and the same can be observed in Applied Credits field.

Student Semester Registration Academic Management > Semester Registration > Student Semester Registration

You are accessing this page as role » Student

Enrollment No. :	00109152020	Programme :	M.B.A.
Academic Session :	2020-2021	Branch :	MGMT*
Applied Credits :	0		

Show 10 entries Search:

S. No.	Subject Code/Subject Name	Category	Credits	Semester	Status
1	MMS 101 (Management Process and Organizational Behavior) LTP [4 - 0 - 0]	DCC	4.0	1	PENDING
2	MMS 103 (Financial Accounting and Cost Accounting) LTP [3 - 1 - 0]	DCC	4.0	1	PENDING
3	MMS 105 (Marketing Management) LTP [4 - 0 - 0]	DCC	4.0	1	PENDING
4	AMC 109 (Managerial Economics) LTP [4 - 0 - 0]	AMC	4.0	1	PENDING
5	MMS 107 (Decision Sciences) LTP [3 - 1 - 0]	DCC	4.0	1	PENDING
6	MMS 109 (Legal Aspects of Management) LTP [4 - 0 - 0]	DCC	4.0	1	PENDING
7	AMC 401 (Business Communication) LTP [4 - 0 - 0]	AMC	4.0	1	PENDING
8	AMC 403 (Data Analysis Lab) LTP [0 - 0 - 2]	AMC	2.0	1	PENDING

Showing 1 to 8 of 8 entries Previous 1 Next

HELP DESK

For any Non-Technical issue please contact: academicsonline@igdtuw.ac.in

For any Technical issue please contact noreply.igdtuw@gmail.com